

Monday		Wednesday	
n/a		1/23	Course Overview and Introduction
1/28 Mindset	The History of ASDs Prizant: Intro and Ch.1 Readings on Canvas	1/30 Mindset	<i>Temple Grandin</i> or <i>Life Animated</i> movie Prizant: Ch. 8 & 9
2/4 Mindset	<i>Temple Grandin</i> or <i>Life Animated</i> Prizant: Ch. 10 & 11	2/6 Mindset	DSM-5 (on Canvas) Prizant: Ch. 7
2/11 Mindset	Framing a Diagnosis E-reserve	2/13 Mindset	Framing Intervention E-reserve Prizant: Ch. 12
2/18 Sensory-Motor	Prelock/McCauley: Ch. 6— Treating Challenging Behaviors Prizant: Ch. 4 Case Study 3a: Overview	2/20 Sensory-Motor	Attwood: Ch 10—Movement and Coordination; Ch. 11—Sensory Sensitivity Prizant: Ch. 5 Fishbowl 1: Is Sensory Integration Therapy legitimate?
2/25 Play	Prelock (E-reserve): Ch. 5— Understanding & Assessing the Play of Children with ASD	2/27 Play	Prelock (E-reserve): Ch. 10— Interventions to Support the Play of Children with ASD
3/4 Comm.	Pronouns and Prosody—E-reserve Prizant: Ch. 2	3/6 Comm.	Echolalia—E-reserve Fishbowl 2: Is autism a disability or or a neurodiversity?
3/11 Comm.	Joint Attention—E0-reserve Movie/TV reflection due	3/13 Comm.	Prelock/McCauley: Ch. 4—Behavioral Intervention; Ch. 6—Pivotal Response Fishbowl 3: Behaviorism vs. Naturalistic Intervention
3/18	NO CLASS-----	3/20	SPRING BREAK-----
3/25 Comm.	Prelock/McCauley: Ch. 4— Behavioral Intervention; Ch. 6— Pivotal Response	3/27 Comm.	Prelock/McCauley: Ch. 5—DIR; Ch. 8— Enhanced Milieu Fishbowl 4: How can we best advocate for people with ASD?
4/1 Comm.	Prelock/McCauley: Ch. 5—DIR; Ch. 8—Enhanced Milieu Case Study Part 2: DX	4/3 Comm.	Catch-Up Buffer Fishbowl 5: Do alternative therapies have a place?
4/8 Comm.	Prelock/McCauley: Ch. 10—Peer- Mediated Tx	4/10 Comm.	Prelock/McCauley: Ch. 14—Video Modeling
4/15 Comm.	Attwood: Ch. 3—Social Understanding and Friendship; Ch. 5—Theory of Mind	4/17 ToM & Social Thinking	Prelock/McCauley: Ch. 13—Social Stories; e-reserve
4/22 ToM & Social Thinking	Social Thinking Intervention—D2L readings Prizant: Ch. 6	4/24 Aspergers	Attwood: Ch. 1—What is Asperger Syndrome?
4/29 Aspergers	Attwood: Ch. 2—The Diagnosis	5/1 Aspergers	Attwood: Ch. 4—Teasing and Bullying; Ch. 7—Special Interests Prizant: Ch. 3
5/6 Aspergers	Attwood: Ch. 8—Language; Ch. 9— Cognitive Abilities Prizant reflection due	5/8 Aspergers	Attwood: Ch. 12—Life After School; Ch. 13—Relationships Case Study 3b: TX
5/13 12:30-2:30	FINAL Art Exhibition		

Learning Outcomes

- Students will identify, define, and analyze DSM-5 characteristics of ASDs across the lifespan. (2, 3a, 3b, 3c, 4a, 4b, 5)
- Students will develop an assessment and anticipate potential modifications to diagnostic materials, testing environment, and sensory input, as needed. (2, 3a, 3b)
- Students will interpret assessment information/data, differentially diagnose, and defend their analysis/conclusion. (2, 3a, 3b, 3c)
- Students will distinguish between various treatment approaches and their theoretical foundations, including pseudoscience and non-evidence-based interventions. (1, 2, 3c, 4a, 4b, 5)
- Students will construct a treatment plan and justify their treatment approach and intervention techniques. (3c)
- Students will identify potential areas of counseling specifically related to ASDs across the lifespan and the impact of ASDs on family members. (2, 3a, 3b, 3c, 4a, 4b, 5)

- 1. Fishbowl:** You will read and annotate sources covering five controversial topics throughout the semester. At random, small groups of 6 students will conduct a brief, spontaneous, and authentic discussion of the readings in front of the class (“in the fishbowl”), including insights, connections, reflections, and lingering questions.
- 2. Classwork:** There will be sporadic “check-ins” which may include written one-minute summaries, self-generated questions, brief case studies, video analyses, etc. in class.
- 3. Cumulative project:** This will be a semester-long project in three phases, in which you apply what you have learned to evaluate, diagnose, and develop a treatment plan for fictitious clients with varying levels of autism and at various life stages.
 - a. Overview** (in class): You will identify basic information about three different case studies (e.g., characteristics of autism, specific language impairment, social impairments, etc.)
 - b. Diagnosis:** You will be assigned one of the three case studies to investigate more thoroughly and you will develop a diagnostic plan and provide justification for your decision.
 - c. Intervention:** You will continue with the same case study and develop a thorough and well-rounded intervention program considering the home, social, educational, and/or employment environments of the client.
- 4. Reflections:** You will write a thorough and thoughtful reflection on the following
 - a.** A movie or TV show of your choice (from a list) portraying autism in some way or having a central character with autism. After watching the show/movie, you will reflect on the portrayal of autism in the media and integrate writings by others with autism and disability advocates about disability portrayal in the media.
 - b.** The book, *Uniquely Human*, by Barry Prizant. What themes, concepts, or ideas were new to you and how was your thinking challenged by this book? What did you disagree with or have more questions about?
- 5. Art Exhibition:** Hopefully you will have been challenged, exposed to new ideas, and learned some things throughout this course. During the final exam time, we will have an art exhibit for you to express what you have learned in some creative way. This final project can take any form—music, poetry, painting, needlework, woodwork, papier-mâché, drawing, hand lettering...anything! You will write a short explanation interpreting your art.

EXPECTATIONS

Students are expected to:

- Complete assigned readings before class.
- Come to class promptly and prepared to actively participate in discussion and in-class assignments.
- Answer questions asked by the instructor.
- Ask the instructor for clarification when needed.
- Display appropriate respect and courtesy to other students, guest lecturers, and instructor. (This includes sleeping in class, texting, packing up early, etc.)

The instructor is expected to:


- Be thoroughly prepared for class with handouts, questions, knowledge of assigned readings
- Have a solid rationale for why she is teaching the material
- Begin and end class on time
- Announce any changes to the syllabus during the semester, including date changes, in advance
- Answer any student questions. If I don't know the answer, I will find it out.
- Meet with students outside of class to discuss concerns or questions about the course requirements or the student's performance
- Treat all students with courtesy, have set office hours, provide constructive feedback, and return assignments efficiently.

Policy for Late Assignments	Disability Statement	Academic Misconduct
<p>All assignments are due at the beginning of class. Unexcused late assignments turned by 5 p.m. on the due date will require 1 token. Unexcused assignments turned in the following day (and only due to extenuating circumstances) will require 2 tokens. Assignments will not be accepted after the second day and the student will receive a grade of zero.</p> <p>I realize that life goes on while you are in school. You get sick, car accidents occur, etc. Excused late assignments will be allowed (without penalty) for illness, emergency, funerals, etc. In order for a late assignment to be excused, you must discuss this with me BEFORE it is due. Between email and my office phone, which are listed at the top of this syllabus, as well as my cell phone (715-572-2548) there is no reason that you should not be able to contact me. You may be asked to provide documentation of excused reasons.</p> <p>I will accommodate religious beliefs according to UWS 22.03 if you notify me within the first 3 weeks of the semester regarding specific dates that you will need to change course requirements.</p>	<p>If you have a disability that requires accommodation so that you may fully participate in class activities or meet course requirements, please contact me within the first week of class. Refer to http://www.uwsp.edu/special/disability/studentinfo.htm for further assistance.</p>	<p>Please refer to http://www.uwsp.edu/admin/stuaffairs/rights/rightsChap14.pdf for university policy regarding academic honesty and integrity.</p>
<p><u>EMERGENCIES</u></p> <p>In the event of a medical emergency, call 911 or use red emergency phone located in clinic hallways. Offer assistance if trained and willing to do so. Guide emergency responders to victim.</p> <p>In the event of a tornado warning, proceed to CPS COMD Clinic hallways. Avoid wide-span rooms and buildings.</p> <p>In the event of a fire alarm, evacuate the building in a calm manner. Meet in front of HEC building. Notify instructor or emergency command personnel of any missing individuals.</p> <p>Active Shooter – Run/Escape, Hide, Fight. If trapped hide, lock doors, turn off lights, spread out and remain quiet. Follow instructions of emergency responders.</p> <p>See UWSP Emergency Management Plan at www.uwsp.edu/rmgt for more details.</p>		

The thing about being autistic is that you gradually get less and less autistic, because you keep learning; you keep learning how to behave. It's like being in a play; I'm always in a play.
 - Temple Grandin

This course will use a specifications grading system (Nilson, 2014), which is likely different from how you have been graded in the past. This grading scheme is directly related to your demonstrated competencies across the various learning outcomes for the course, which also correspond to ASHA's standards, knowledge, and skills. This type of grading also gives you a choice in determining your desired grade and the necessary work and competency to achieve it. All assignments will be graded as pass/fail, or more specifically as "Met competencies" or "Did not meet competencies." You will have two "tokens" or opportunities to meet competency if you did not meet it initially. Thorough directions will be given for each assignment with clear criteria for meeting competency.


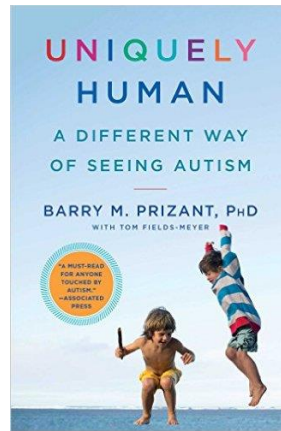
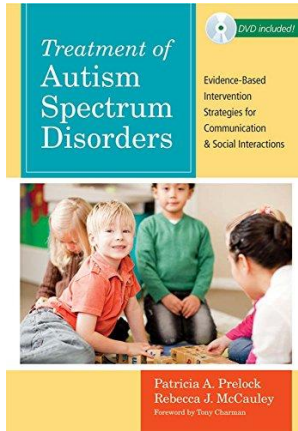
B-	B	B+	A-	A
Complete assignments 1, 2, 3a, 3b, 3c	Complete assignments 1, 2, 3a, 3b, 3c competently	Complete all the requirements for "B" competently	Complete all the requirements for "B" competently	Complete all the requirements for "B" competently
Competence not met, even after use of 2 tokens	All competencies are met, but 2 tokens may be used to achieve mastery	Complete 1 of the 2 reflections competently, your choice (4a or 4b)	Complete both reflections competently (4a, 4b)	Complete both reflections competently (4a, 4b)
		All competencies are met, but 2 tokens may be used to achieve mastery	Complete art project and explanation competently (5)	Complete art project and explanation competently (5)
			All competencies are met, but 1-2 tokens may be used to achieve mastery	All competencies are met on the first attempt



The following ASHA standards have been listed to serve as a formative assessment of the graduate students' knowledge and skills. If specific standards have not been met the professor and the student may develop a remediation plan as a means of meeting the deficit standard. If one of the learning activities is not completed at an entry-level competency, which in graduate school would be at a B- competency level the student will be required to develop and discuss with the instructor an assignment that will show their competencies or the instructor will develop an alternate learning activity to meet the entry-level competency requirement. No additional points will be given for the repeated assignment.

Standard III-C Language and Cognition	Knowledge and Skill	Activities/ Evidence
Item- 2E.	Explain what is meant by implementing intervention taking a life-span perspective.	Readings Lecture Discussion Video analysis Cumulative project Case study analysis
Item- 2F.	Describe the different linguistic characteristics observed in individuals within the different categories of an autism spectrum disorder.	Readings Lecture Discussion Video analysis Cumulative project Case study analysis
Standard III-D Language and Cognition	Knowledge and Skill	Activities/ Evidence
Item- 2 Assessment	Develop an appropriate assessment plan including formal and informal methods	Readings Lecture Discussion Video analysis Cumulative project
Item- 3 Intervention	Develop an appropriate and functionally based intervention that is based on (EBP).	Readings Lecture Discussion Video analysis Cumulative project
Item- 3 Intervention	Compare and contrast different intervention approaches for individuals on the autism spectrum.	Readings Lecture Discussion Video analysis Debates
Standard IV-G1	Knowledge and Skill	Activities/ Evidence
Item- 1d.	Design assessment procedures based on the individual's language, social interaction and functional needs.	Readings Lecture Discussion Video analysis Cumulative project
Standard IV-G2	Knowledge and Skill	Learning Activities
Item- 2a.	Design a data collection system that appropriately measures achievable goals.	Readings Lecture Discussion Video analysis Cumulative project

I will be using ASHA's Document Guidelines for Speech-Language Pathologies in Diagnosis, Assessment, and Treatment of Autism Spectrum Disorders Across the Life Span and Knowledge and Skills Needed by Speech-Language Pathologist for Diagnosis, Assessment, and Treatment of Autism Spectrum Disorders Across the Life Span. These are summary documents that will provide students the awareness of their role and responsibilities as an SLP working with this complex disorder.



Purchase:

- Prelock, P.A., & McCauley, R. J. (2012). *Treatment of autism spectrum disorders: Evidence-based intervention strategies for communication and social interactions*. Towson, MD: Brookes Publishing.
- Prizant, B. M. (2016). *Uniquely human: A different way of seeing autism*. New York: Simon and Schuster.

E-Reserve:

- Attwood, T. (2008). *The complete guide to Asperger's syndrome*. London: Jessica Kingsley Publishers.

Electronics Policy

The use of electronics in the classroom (phones, tablets, laptops, etc.) is strongly discouraged unless indicated for certain in-class projects and activities. You may be exempt from this policy with proper documentation from Disability Services or if you schedule a meeting with me and explain specifically how using electronics makes you a better learner and participant in the classroom (in the absence of a documented disability).

This means that for class discussion you will either need to print articles or take very thorough notes prior to class. You will need to bring the appropriate texts to class. If you have an e-book, let me know. For evidence-based support for this policy, refer to:

Fried, C. B. (2007). In-class laptop use and its effects on student learning. *Computers and Education*, doi: 10.1016/j.compedu.2006.09.006.

Mueller, P.A., & Oppenheimer, D. M. (2014). The pen is mightier than the keyboard: Advantages of longhand over laptop note taking. *Psychological Science*, 25 (6), 1159-1168.

Turkle, S. (2011). *Alone together: Why we expect more from technology and less from each other*. New York: Basic Books.